

TOP 10 Operators			
		31.дек.09	30.ноя.09
1	MTS	102 374 256	101 642 833
	Russia	69 341 723	68 784 097
	Moscow	13 590 223	13 571 823
	Ukraine (UMC)	17 564 410	17 604 226
	Uzbekistan (Uzdunrobita)	7 073 543	7 004 994
	Turkmenistan (Barash Communications)	1 757 591	1 667 511
	Armenia (Viva Cell)	2 073 139	2 046 076
	Unconsolidated Belarus	4 563 850	4 535 929
2	Vimpelcom	64 040 477	63 823 122
	Russia	50 886 127	50 588 910
	Moscow	10 849 700	10 814 741
	Kazakhstan (KaR-Tel)	6 135 275	6 115 245
	Ukraine (URS)	2 004 729	2 017 930
	Tajikistan (Tacom)	743 140	714 752
	Uzbekistan (Unitel, Buztel)	3 326 844	3 513 678
	Armenia (Armentel)	545 201	529 701
	Georgia	399 161	342 906
3	MegaFon	50 541 772	49 712 378
	Russia	50 221 630	49 420 019
	Moscow	7 438 791	7 335 840
	Tajikistan	320 142	292 359
4	Tele2	14 450 000	14 040 000
5	Uralsvyazinform	5 655 780	5 654 523
6	Sibirtelecom	5 218 262	5 111 022
7	SMARTS Group	3 501 456	3 500 677
8	NCC (former N.Novgorod Cellular Comms)	3 465 526	2 790 000
9	Cellular Communications MOTIV	1 716 413	1 674 223
10	New Telephone Company	1 333 191	1 317 296

Source: Company data, ACM-Consulting estimates

Advanced Communications & Media

11/2a Armyansky pereulok
Moscow 101990
Russia



Phone: +7 495 933-5578 / 623-5480

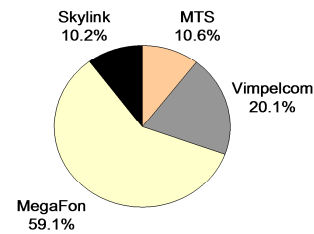
Email: ap@acm-consulting.com

Russia

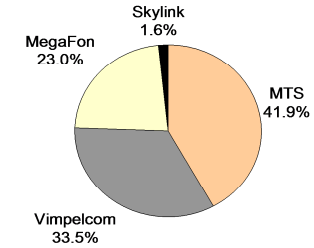


Advanced Communications & Media

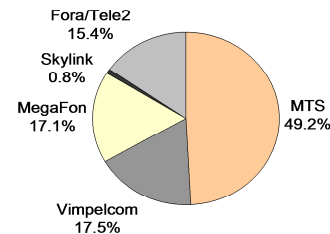
Moscow Net Additions (Dec 2009)



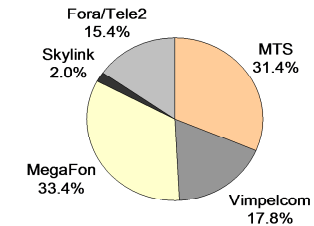
Moscow Market Breakdown (31-Dec-09)



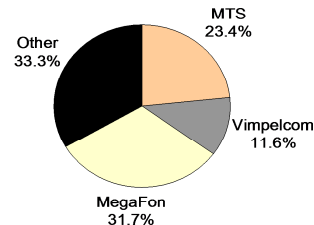
St.Pete Net Additions (Dec 2009)



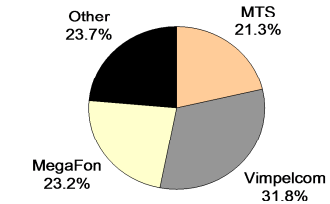
St.Pete Market Breakdown (31-Dec-09)



Regions Net Additions (Dec 2009)



Regions Market Breakdown (31-Dec-09)



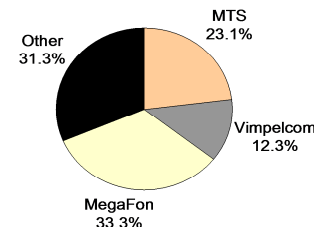
Total Mobile Subscribers (SIM cards)

	31.дек.09	30.ноя.09
Total number of mobile subs in Russia	207 910 000	205 500 000
Penetration Russia*	143,2%	141,5%
Total number of mobile subs in Moscow	32 396 670	32 186 404
Penetration Moscow*	190,7%	189,5%
Total number of mobile subs in St.Petersburg	11 847 123	11 784 205
Penetration St.Petersburg*	186,8%	185,9%
Total number of mobile subs in Regions	163 666 207	161 529 391
Penetration regions*	134,3%	132,6%

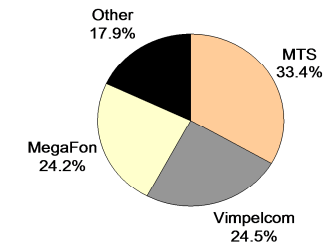
* based on official Goskomstat pops figure

Source: ACM-Consulting estimates

Russia Net Additions (Dec 2009)



Russia Market Breakdown (31-Dec-09)




TOP Operators		
	31.дек.09	30.ноя.09
1 Kyivstar	22 022 261	21 954 029
2 MTS	17 564 410	17 604 226
3 Astelit	12 210 000	11 986 000
4 Vimpelcom	2 004 729	2 017 930

Source: Company data, ACM-Consulting estimates

Total Mobile Subscribers (SIM cards)		
	31.дек.09	30.ноя.09
Total number of mobile subs in Ukraine	55 251 400	54 962 185
Penetration Ukraine	120,6%	119,5%

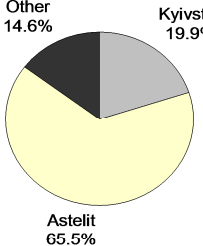
Source: ACM-Consulting estimates

Advanced Communications & Media
11/2a Armyansky pereulok
Moscow 101990
Russia
Phone: +7 495 933-5578 / 623-5480
Email: ap@acm-consulting.com



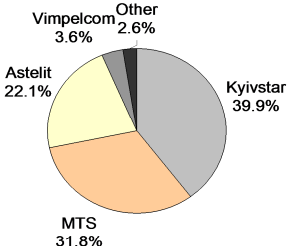
Advanced Communications & Media

Net Additions (December 2009)




Astelit 65.5%
Kyivstar 19.9%
Other 14.6%

Market Breakdown (31-Dec-09)



Kyivstar 39.9%
MTS 31.8%
Astelit 22.1%
Vimpelcom 3.6%
Other 2.6%

Note: MTS and Vimpelcom recorded negative net additions in December



Ukraine